



ENERGY EFFICIENCY FOR CLEAN DEVELOPMENT PROGRAM (EECDP)

USAID ENERGY EFFICIENCY OPPORTUNITY STUDY – MEXICO

THE CHALLENGE

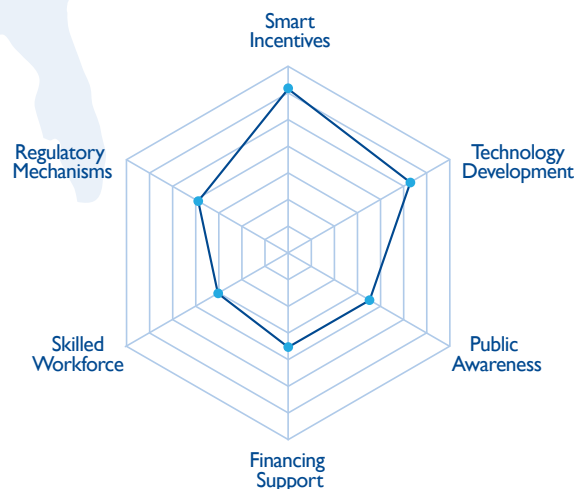
Energy efficiency is an essential cornerstone of a successful clean energy strategy, acting as a clean “fuel” to meet significant portions of consumer electricity demand. Efficiency also supports increased electricity access, job creation, affordability of renewable energy, and economic growth. Accelerating deployment of energy efficiency requires selecting strategic market interventions that deliver large impacts. This document highlights the opportunities for scaling up energy efficiency in Mexico and for building an enabling environment to deliver energy efficiency savings.

Mexico is a relatively advanced country in terms of energy efficiency. They have successfully implemented dozens of energy efficiency appliance and product standards and have several decades of experience in implementing energy efficiency programs. However, a lack of measurement and verification of these programs along with a limited but growing public awareness of energy efficiency are barriers to continued success.

THE BUILDING BLOCKS

The graph below shows how the enabling environment in Mexico measures up against six common building blocks for energy efficiency. These building blocks represent market characteristics and infrastructure that provide a foundation to scale up energy efficiency, and they function as indicators for the success of different interventions. Due to the variability among countries, understanding the unique strengths and barriers of specific markets is key to identifying successful energy efficiency program opportunities. Policy and program activities to strengthen regulation, financing support, public awareness, and skilled workforce will lead to greater efficiency opportunities and sustainability

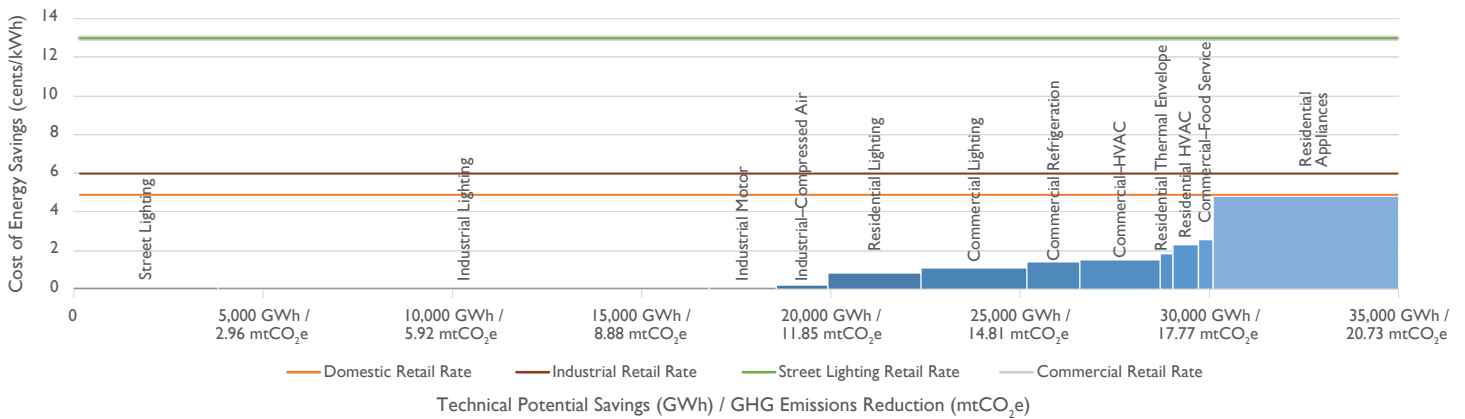
Energy Efficiency Building Block Achievement



THE OPPORTUNITIES

Energy efficiency opportunities are typically compared by **cost-effectiveness** (i.e., the cost of saving a unit of energy). The cost-effectiveness of the opportunities assessed in this study is shown below in Figure 1. Programs with the lowest bars save energy at the least cost. This study also assessed the **energy savings potential** of each opportunity, as shown by the width of the bars. Programs with the widest bars have the greatest impact potential on the market.

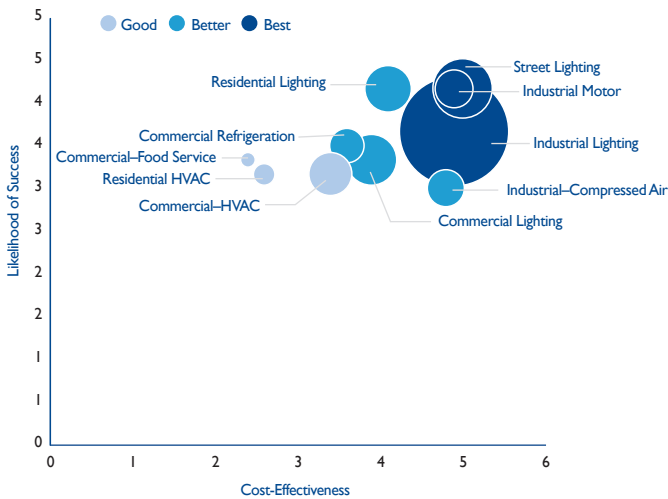
Figure 1: Top Energy Efficiency Programs Ranked by Cost-Effectiveness



To support stakeholders in prioritizing energy efficiency program development and implementation, this study additionally assessed the **likelihood of success** for each opportunity. Evaluating opportunities against all three factors—cost-effectiveness, energy savings potential, and likelihood of success—enable more informed decision-making. Early program success builds positive public and political opinion around energy efficiency and improves the market environment for programs that may be more difficult to implement but offer significant savings potential.

Figure 2, below, shows recommendations for *Good*, *Better*, and *Best* opportunities to consider for early implementation in Mexico. *Street Lighting*, *Industrial Motor*, and *Industrial Lighting* are recommended as the *Best* programs in the near term, although other factors can be considered to reprioritize opportunities, since all offer cost-effective savings. Across the top 10 opportunities, the **combined 29,536 GWh of potential savings represent 12% of total electricity consumption in Mexico in 2016**. This is equal to 17.5 million tons of greenhouse gas (GHG) emissions reduction.

Figure 2: Top 10 Energy Efficiency Opportunities



Guidance for Reading Figure 2

Likelihood of Success: Based on an assessment of six indicators (market transformation potential, political feasibility, program complexity, environmental aspects, economic aspects, and equity). The higher the score, the higher the likelihood of success of the individual energy efficiency opportunity.

Cost-Effectiveness: Calculated using location-specific data on product costs and energy savings potential. The higher the score, the higher the cost-effectiveness of the individual opportunity.

Size of Opportunity: The size of each circle indicates the energy savings potential of the individual energy efficiency opportunity.

For more information contact:

Monica Bansal, AOR
 US Agency for International Development
 MBansal@usaid.gov

Aleisha Khan, Chief of Party
 ICF
 Aleisha.Khan@icf.com